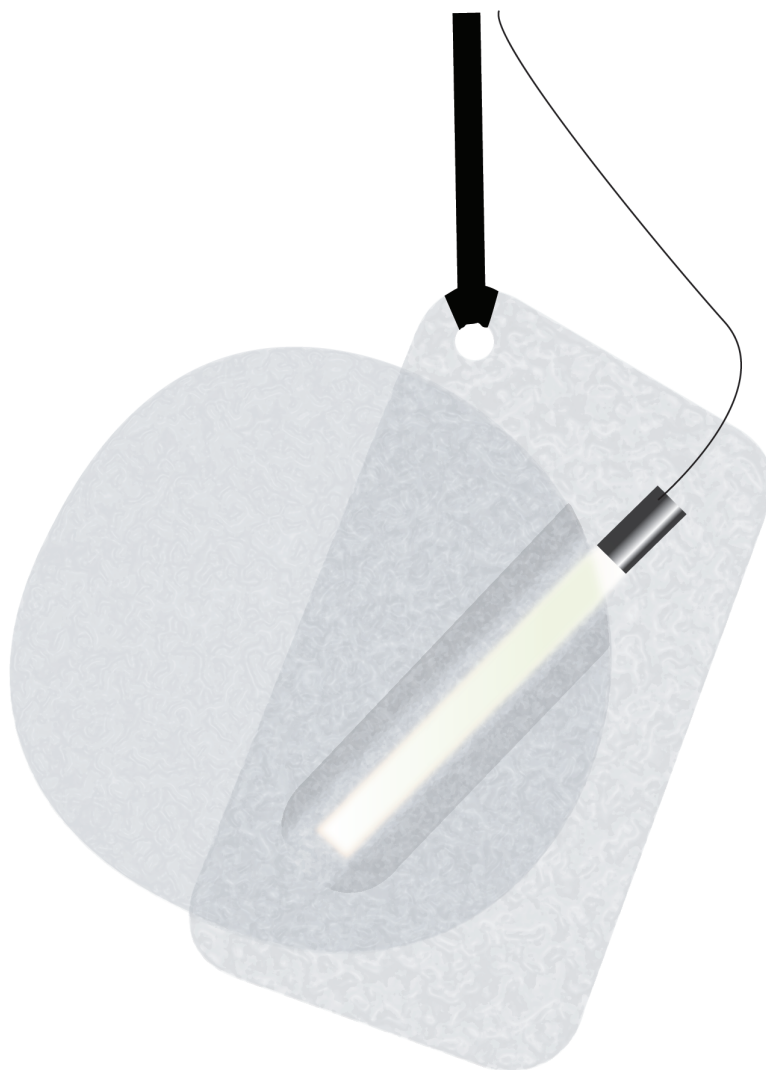


# DUNE

by Zaven, 2019

COLLECTION

SPECIFICATION



WONDERGLASS

# DUNE

by Zaven

WONDERGLASS

Dune captures the shifting, hypnotic patterns of desert landscapes in cast glass. Two sections are fused using the Incalmo technique, creating a seamless interplay of textures and layers. The contrast between the transparent, textured glass and industrial fastening belts enhances the tactile and visual experience, while an integrated LED light casts a precise glow that animates the form. The work balances natural fluidity and engineered structure, echoing the ephemeral beauty of sand and wind.

## MATERIALS

Cast glass

## DIMENSIONS

A | L 565 x H 590 MM

C | L 610 x H 550 MM

## LIGHT FITTING

Bridgelux COB LED | 350 lm | 3000K |

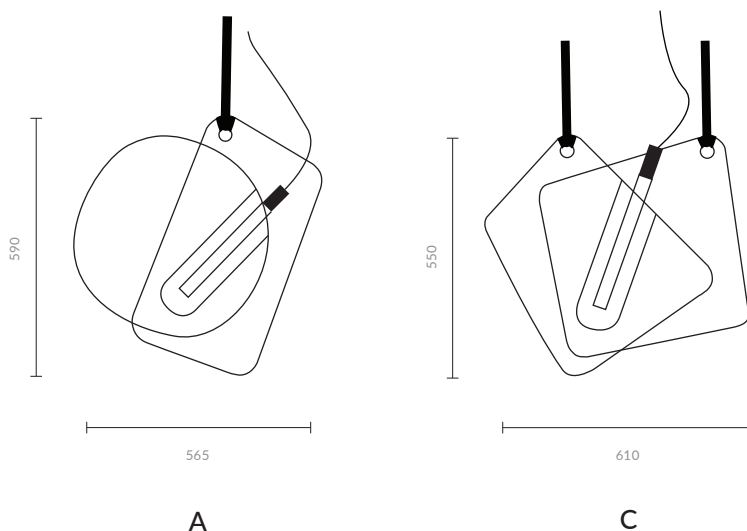
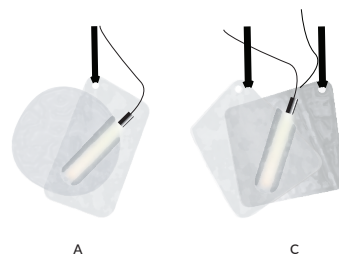
Dimmable | 3W | CRI>80 | 350mA

## COLORS

Mod A | Crystal

Mod C | Crystal

Fastening belts | Black



Bespoke solutions also available