


MELT

by nendo, 2019

EDITION

SPECIFICATION



WONDERGLASS

MELT

by nendo

WONDERGLASS

Melt embodies the fluidity of glass in its most organic form. Inspired by a serendipitous observation in a Venetian workshop, where molten glass bent like soft dough, Nendo collaborated with WonderGlass to harness gravity in shaping the material. Large slabs of hot glass are carefully draped over suspended steel frames, allowing the material to naturally sag and stretch into graceful, arching forms. This technique captures the essence of transformation, where the rigidity of glass gives way to a soft, flowing elegance.

Limited edition of 8 units + 2 prototypes + 2 artist proofs.

MATERIALS

Handmade cast glass

COLOURS



Crystal

DIMENSIONS

Armchair | W 750 x D 500 x H 650 MM

Bench | W 1200 x 375 x H 370 MM

Stool | W 440 x 320 x H 350 MM

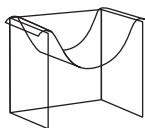
Chair | W 560 x D 420 x H 850 MM

Chaise longue | W 535 x D 710 x H 865 MM

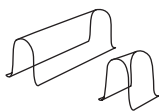
Dining table | W 1200 x D 1200 x H 700 MM

Partition | W 1000 x D 345 x H 1300 MM

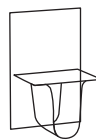
Coffee table | W 400 x D 350 x H 470 MM



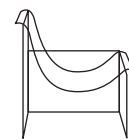
ARMCHAIR



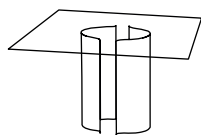
BENCH AND
STOOL



CHAIR



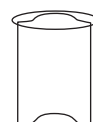
CHAISE
LONGUE



DINING
TABLE




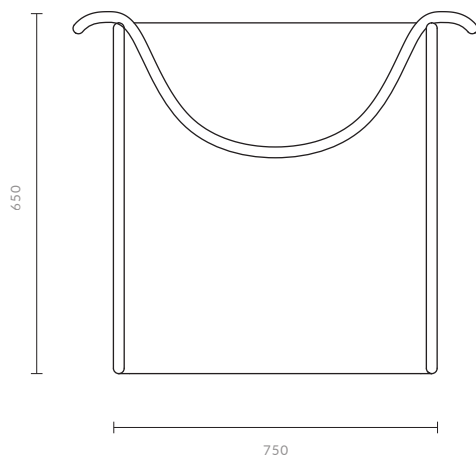

PARTITION



COFFEE
TABLE

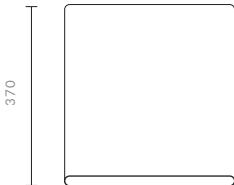

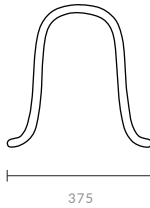

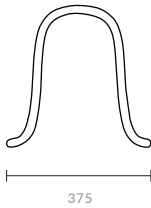


MELT ARMCHAIR

WONDERGLASS



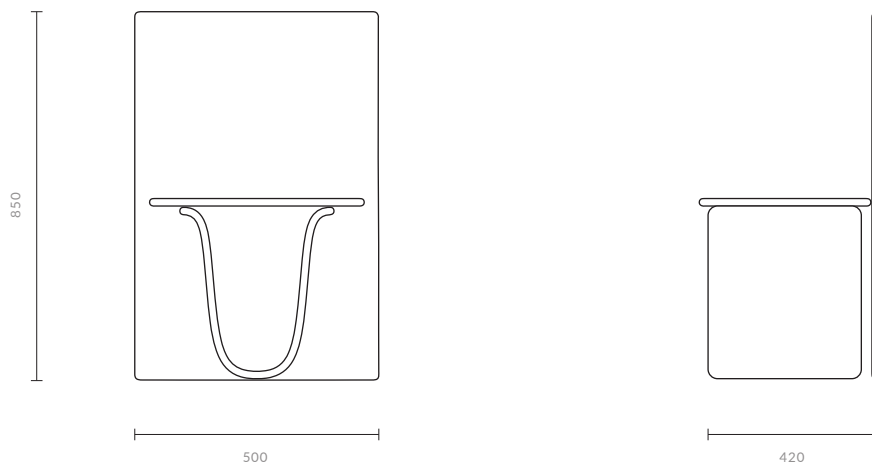
MELT
BENCH AND STOOL

WONDERGLASS



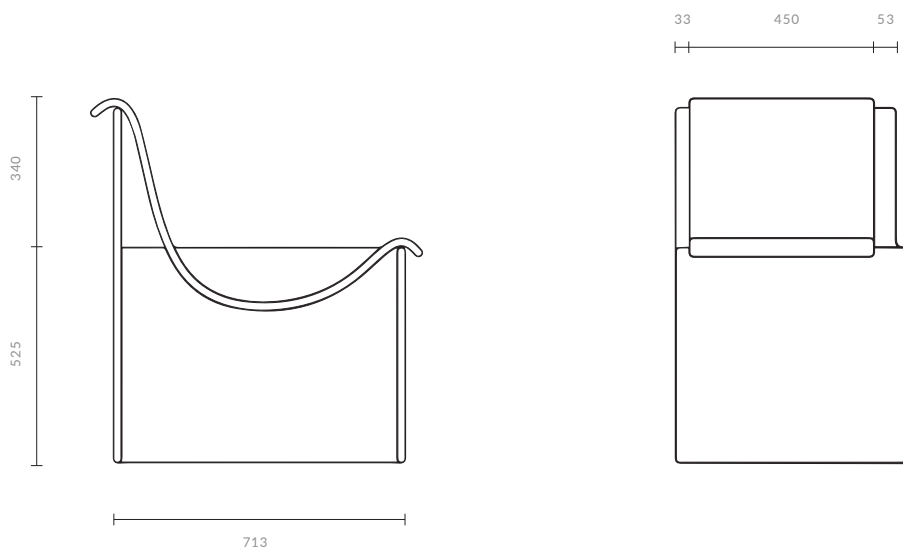
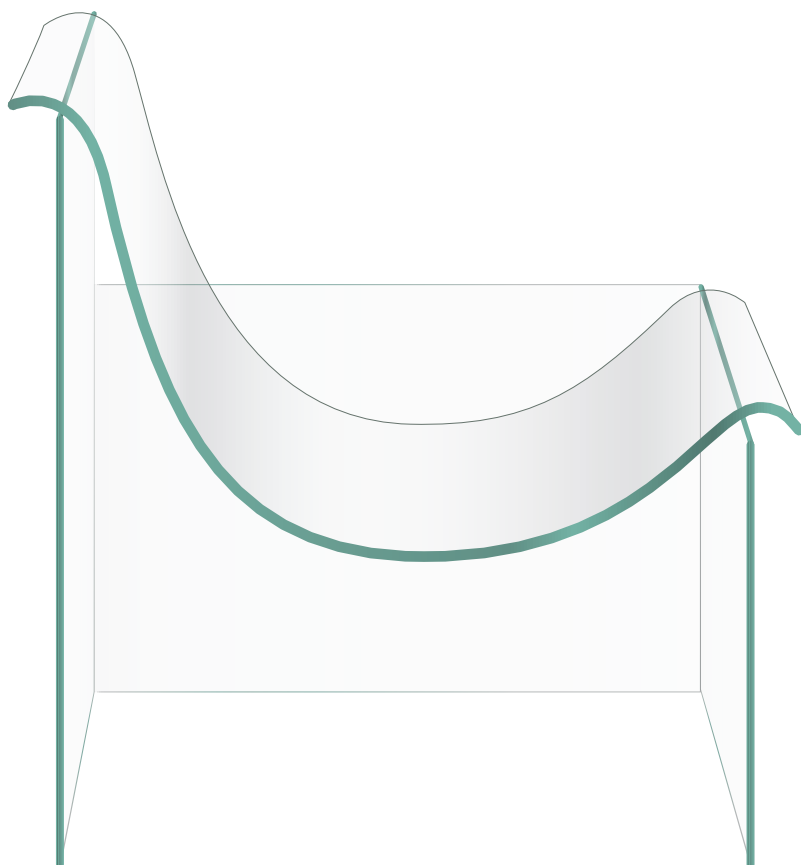
MELT CHAIR

WONDERGLASS



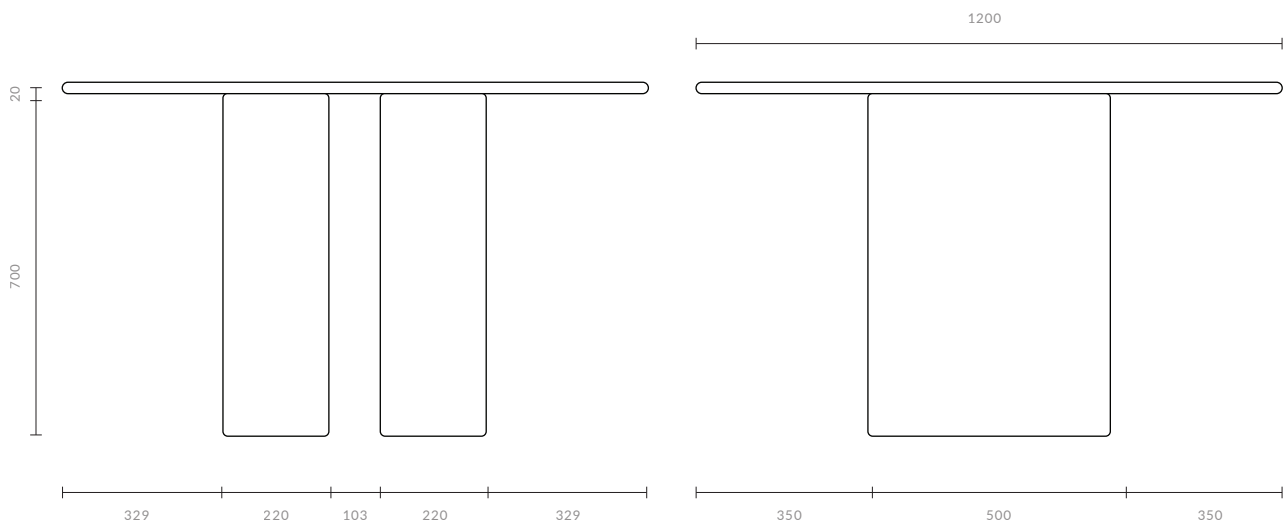

MELT CHAISE LONGUE

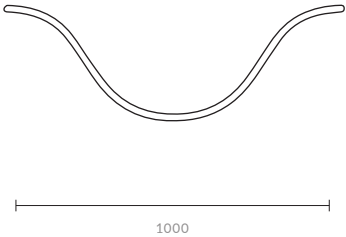


WONDERGLASS



MELT DINING TABLE


WONDERGLASS






MELT COFFEE TABLE

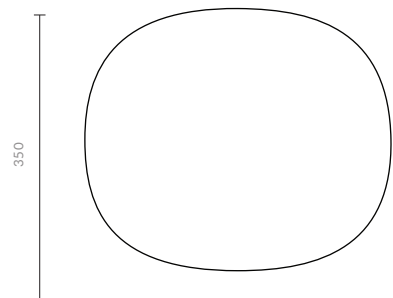
WONDERGLASS



193



302



350

400